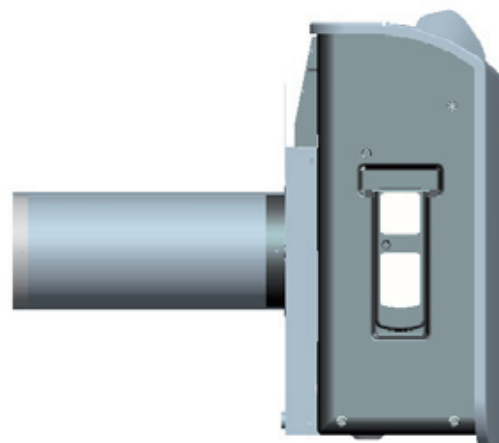




Prem-Air Compac


PMINISW8 & PMINISW10

High Performance Indoor Climate Control ~ 8,000BTU & 10,000BTU Cooling Capacity

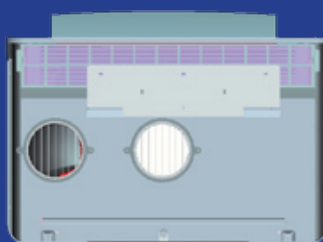


Remote control with LCD display

Can be purchased as a mobile air conditioner or wall & mobile for container orders.



Fixed Louvre



Rear view ~ twin duct



Remote Holder

Please note that this unit can also be ordered with a wired remote (with LED display), which is ideal for hotel & office locations

Ideal for conservatories

Suitable for domestic and light commercial applications

No external unit required

- **Air Conditioning / Heating**
- Suitable for free standing & high or low wall installations
- No external unit required
- Reverse cycle heat pump, enables all year round climate control
- Compact console style ~ Suitable for dwarf walls
- Energy efficient high performance rotary compressor
- Dehumidification function built-in
- Fixed louvre
- Quiet operation
- Twin duct system
- Operates without requiring an external condenser or any refrigerant pipe work
- Built-in timer for added convenience

PMINISW8 Technical Specifications

- Cooling capacity: 2.3kW
- Heating capacity: 2.4kW
- Power: Cool 920W
Heater 960W
- Voltage: 220-240V ~ 50Hz
- Refrigerant: R407C/0.4kg
- N.W: 32kg
- G.W: 36kg
- Energy Efficiency Rating: B
- Noise Level (db): 49
- Airflow Volume (m³/h): 320
- Dehumidification Capacity: 25L/day (30°C at 80RH)
- Oscillating Louvre: Fixed
- Control Panel: Electronic & Remote control
- Timer (hours): 12
- Product Dimensions 46.5H x 76.5W x 23.5D cm
- Packaging Dimensions 53.6H x 93W x 31.5D cm
- Air Intake Pipe (dia mm): 120
- Hot Air Discharge Pipe (dia mm): 130

PMINISW10 Technical Specifications

- Cooling capacity: 2.8kW
- Heating capacity: 2.9kW
- Power: Cool 1050W
Heater 1080W
- Voltage: 220-240V ~ 50Hz
- Refrigerant: R410A/0.45kg
- N.W: 32.5kg
- G.W: 36.5kg
- Energy Efficiency Rating: A
- Noise Level (db): 52
- Airflow Volume (m³/h): 330
- Dehumidification Capacity: 30L/day (30°C at 80RH)
- Oscillating Louvre: Fixed
- Control Panel: Electronic & Remote control
- Timer (hours): 12
- Product Dimensions 46.5H x 76.5W x 23.5D cm
- Packaging Dimensions 53.6H x 93W x 31.5D cm
- Air Intake Pipe (dia mm): 120
- Hot Air Discharge Pipe (dia mm): 130